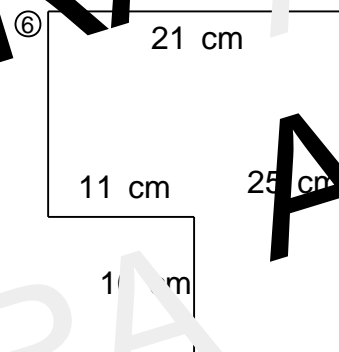
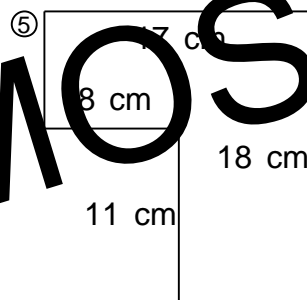
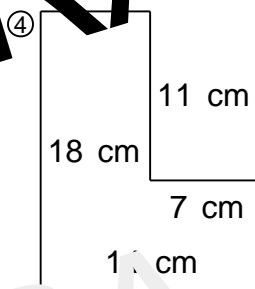
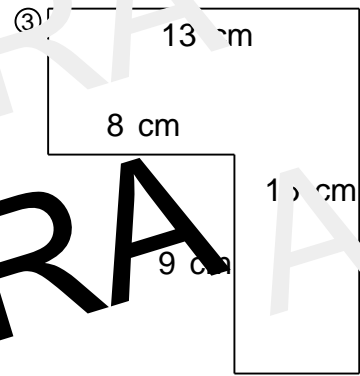
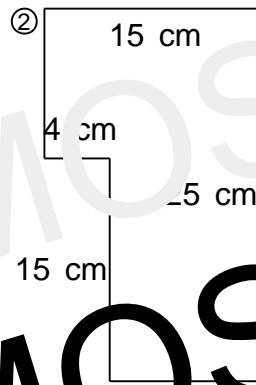
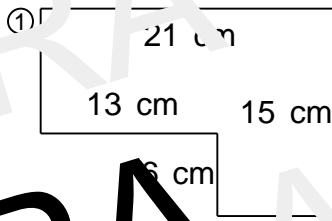


Nome: \_\_\_\_\_

Calcule o perímetro e área das formas geométricas abaixo. No final da folha existe um espaço de respostas.



P= 0 A= 216

P=80 A=315

P=92 A=415

P=72 A=237

P=40 A= 23

P=64 A=175